




**1.** Blank side up. Fold the page in half




**2.** Fold down corners A and B towards you so that they meet at the centre fold.



**3.** Now fold the triangle made by A & B down the blank side



**4.** Take corners C and D and fold them in towards the centre of the page until their points touch E and F




**5.** Now fold up the little triangle marked "FLAP" so that it covers corners C & D.



**6.** Fold the paper back in half along Line 1



**7.** Fold down the "wings" along so that the two halves of the face meet.



**8.** Now you can race your dragon-hint! a gentle, smooth throw works best!